

### Design description

- Installation in vertical façade. The system is suitable for use as second skin and curtain façade.
- Frame made of non-insulated, extruded aluminum profiles
- Blades made of point-fixed all-glass panes
- 2 mm distance between glass edges horizontally in closed position
- Louvre windows consist of one or several superimposed blades that open on a horizontal axis of rotation as an oscillating wing. Thereby the blades part below the pivot axis opens to the outside and the upper part to the inside. In general the pivot axis is mounted centered, but can be shifted up to 1/3 - 2/3 if necessary.
- Standard with 64° opening angle, if necessary 0-90°

### Profile dimensions

- Overall frame depth: 60 mm
- Face width of frame: 38 mm

### Gaskets

- Vertically with felt seal and brush seal
- Frame sealed with silicone

### Fittings

- Concealed fittings
- Made of corrosion-free materials, galvanized

### Possible operations

#### Manually

- hand lever
- articulated crank rod

#### Motoric

- 230 V - AC
- 24 V - DC (approved for NSHEV)

#### Pneumatic

- pneumatic cylinder (approved for NSHEV)

**NSHEV**  
CERTIFIED  
EN12 101-2



### Surfaces

- Profiles anodized, powder or wet paint coated possible according to RAL, NCS, DB. Special colors possible.

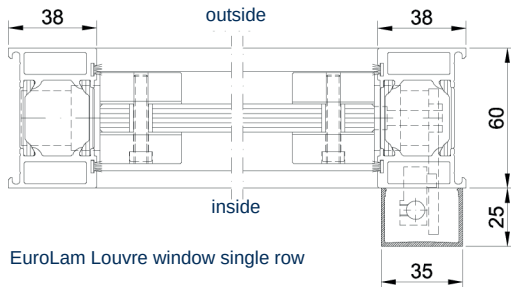
### Area of application

- Ventilation
- as NSHEV according to DIN EN 12101-2
- for installation in vertical facade
- especially for use as a second skin and curtain wall (further applications after technical clarification)

### Possible sizes

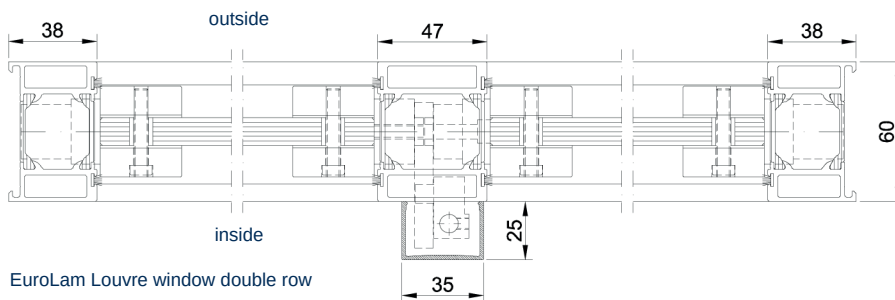
- Minimum frame width: 300 mm
- Maximum frame width: 1800 mm
- Blade height variable: 120 mm to 300 mm

**Horizontal section single row**  
(shown without control element)



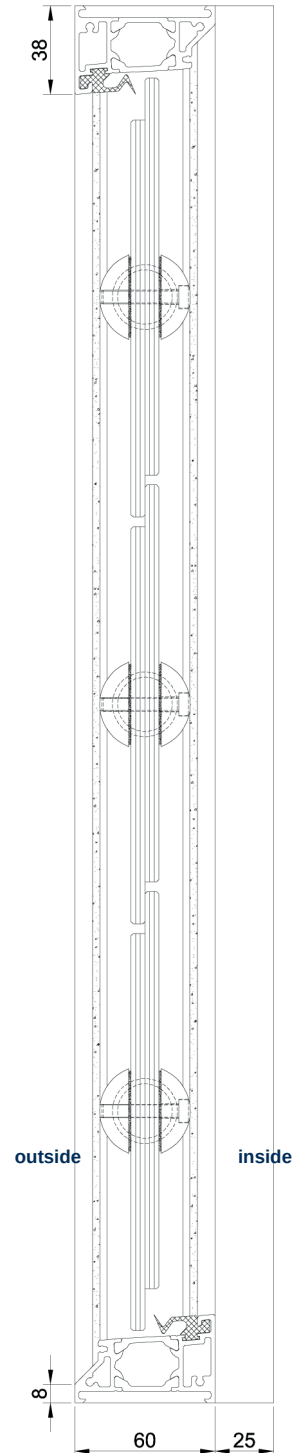
EuroLam Louvre window single row

**Horizontal section in two rows**  
(shown without control element)



EuroLam Louvre window double row

**vertical section**  
(shown without control element)



### certifications

**Certificated DIN EN 14351-1:2006 + A1:2010**

- Long-term function class 3 (DIN EN 1191)

**Certificated DIN EN 12101-2:2003**

- aerodynamics (attachment B)
- functional safety RE 1000 (attachment C)
- function under load SL 0 (attachment D)
- function at low temperatures T(0) (attachment E)
- Stability under wind load WL 1500 (attachment F)
- heat resistance B 300 E (attachment G)